

Attachment A

Engagement Report – Green Square Park Lighting



Engagement report

Green Square park lighting

February 2024

Contents

Background	3
Engagement summary	3
Key findings	5
Engagement activities	9

Background

The City of Sydney launched a six-month lighting trial in Joynton Park in April 2022. We installed five solar powered light towers to extend the usable hours of the park during winter and to make it safe and enjoyable for everyone.

The lights in the trial were turned on until 10:00pm every night.

We were then asked to engage the Zetland community to discuss the installation of permanent lights at Joynton Park, Tote Park and Nuffield Park to aid community safety and utility of these spaces during the dark winter months.

Engagement summary

From 25 September to 23 October 2023, we asked the community for feedback on a proposal to install permanent lights to the open lawn areas of Joynton Park, Tote Park and Nuffield Park in Zetland.

Consultation provided an opportunity for stakeholders and the community to review and comment on the proposal.

Consultation activities included online engagement, a letter to residents, intercept surveys and project signage at the park.

This report outlines the community engagement activities that took place to support the consultation and summarises the key findings from the consultation.

Purpose of the engagement

The purpose of the engagement was to:

- gather feedback from stakeholders and the community about the proposed lighting installation
 - determine the level of satisfaction with the proposal in each park.
-

Outcomes from the engagement

Submissions received during consultation

We received a total of 360 submissions during the consultation period. This includes:

- 165 online surveys
- 192 intercept surveys
- 3 email submissions

Key findings

Feedback highlights

Key highlights from the survey results were:

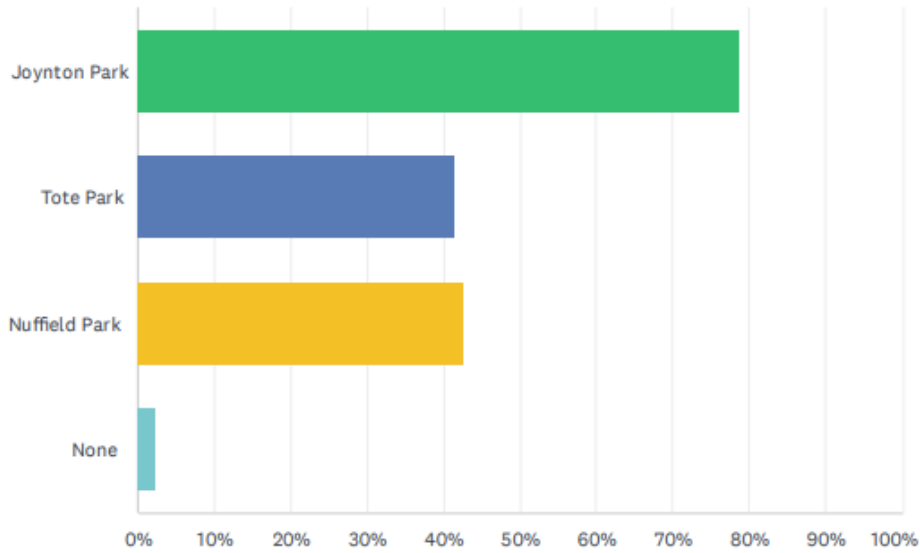
- Joynton Park was the most popular park of the three, with **78.1%** of people using it.
- Of the three parks proposed, Joynton Park was selected by **78.65%** of people as the most popular park to have permanent lighting installed.
- Making a safer, more enjoyable space was the most popular reason **89.45%** people selected for lighting the park.
- **61.7%** of people said they expect to visit the park more often if permanent lighting was installed.
- Of the people surveyed, **95.32%** said they live locally.

Online feedback form

Residents were asked several survey questions to determine their feelings on the proposal. The results are below:

Q1 Which of the following park/s do you use?

Answered: 357 Skipped: 0

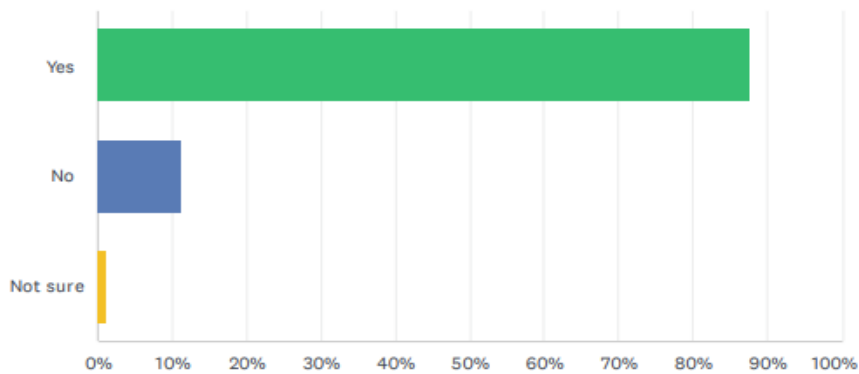


ANSWER CHOICES	RESPONSES	
Joynton Park	78.71%	281
Tote Park	41.46%	148
Nuffield Park	42.58%	152
None	2.24%	8
Total Respondents: 357		

Engagement report

Q2 Do you support making evening lighting (to 10pm) in the open grass area of the park a permanent feature?

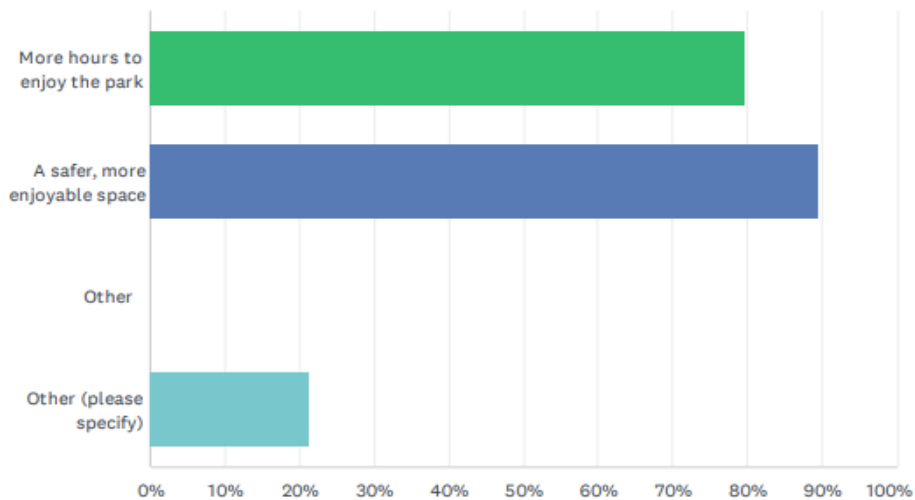
Answered: 357 Skipped: 0



ANSWER CHOICES	RESPONSES	
Yes	87.68%	313
No	11.20%	40
Not sure	1.12%	4
TOTAL		357

Q3 Why do you support installing permanent lighting?

Answered: 313 Skipped: 44

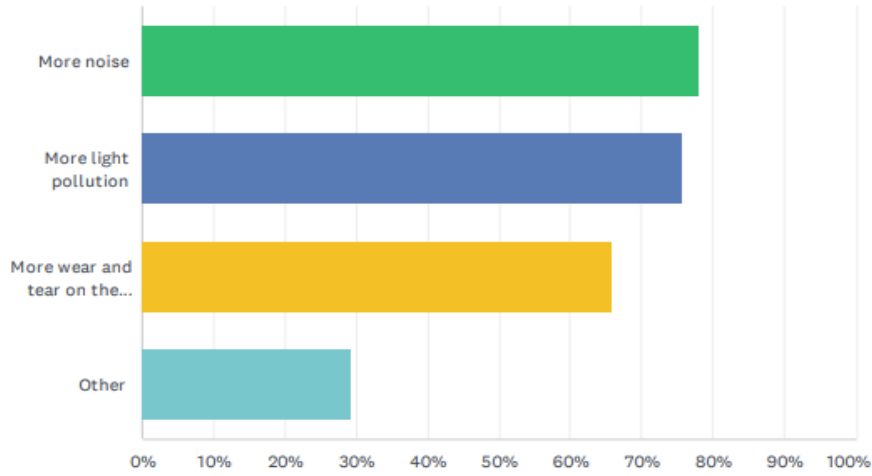


ANSWER CHOICES	RESPONSES	
More hours to enjoy the park	79.55%	249
A safer, more enjoyable space	89.46%	280
Other	0.00%	0
Other (please specify)	21.41%	67
Total Respondents: 313		

Engagement report

Q4 Why do you not support installing permanent lighting?

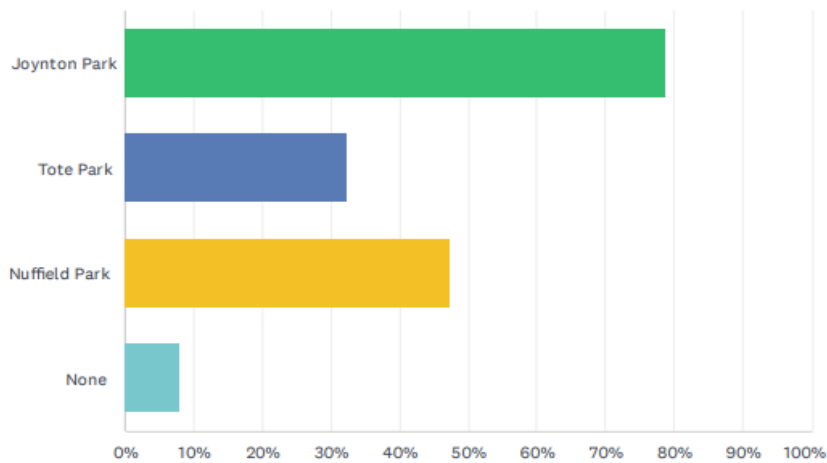
Answered: 41 Skipped: 316



ANSWER CHOICES	RESPONSES
More noise	78.05% 32
More light pollution	75.61% 31
More wear and tear on the turf	65.85% 27
Other	29.27% 12
Total Respondents: 41	

Q5 Which park/s in Green Square do you want permanent lighting installed in?

Answered: 342 Skipped: 15

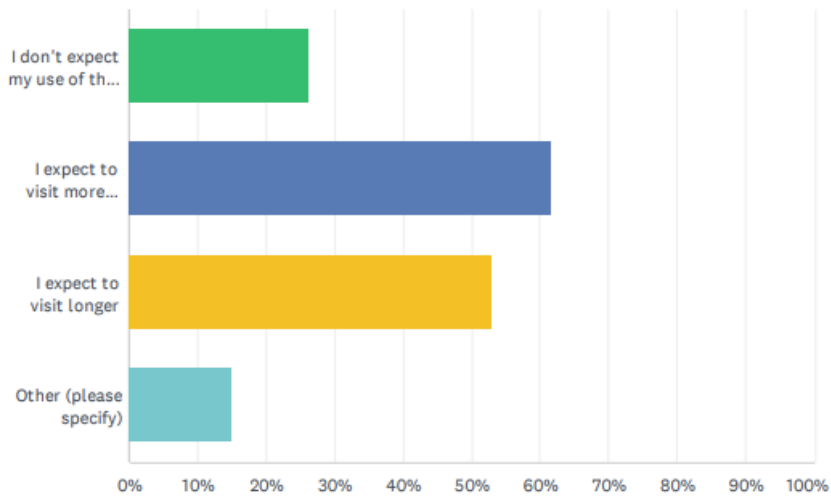


ANSWER CHOICES	RESPONSES
Joynton Park	78.65% 269
Tote Park	32.16% 110
Nuffield Park	47.37% 162
None	7.89% 27
Total Respondents: 342	

Engagement report

Q6 In what way, if any, would permanent lighting change your current use of the park?

Answered: 342 Skipped: 15



ANSWER CHOICES	RESPONSES	
I don't expect my use of the park to change	26.32%	90
I expect to visit more often	61.70%	211
I expect to visit longer	52.92%	181
Other (please specify)	14.91%	51
Total Respondents: 342		

Engagement activities

Overview of engagement

1. Sydney Your Say webpage

A Sydney Your Say webpage, <https://www.cityofsydney.nsw.gov.au/proposed-works-maintenance/your-feedback-proposed-design-robyn-kemmis-reserve-glebe> was created. The page included an electronic copy of the revised concept design, survey and other key information about the consultation.

2. Online feedback form via Survey Monkey

The community and stakeholders were able to give feedback using an online feedback form. A link to the feedback form was provided on the Sydney Your Say website.

3. Consultation letter

A letter was posted to residents, inviting them to give feedback on the proposal. 5,400 letters were distributed.

4. Signage

Twenty A3 signs were placed throughout the three parks directing people online to leave their feedback.